



Adams Rite Product Catalog

U.S. & Canada effective February 1, 2019



ASSA ABLOY, the global leader
in door opening solutions

2331

Heavy Duty Deadbolt

2331 Heavy Duty Deadbolt provides a heavy duty deadbolt lock that expands into the strike for heavy duty hollow metal or wood applications.

Function

A heavy duty deadbolt for hollow metal or wood sliding doors, the 2331 Heavy Duty Deadbolt throws a massive brass bolt into its strike, then expands two stainless steel dogs to secure the door. A single turn of the key expands or retracts the bolt. There is no latch action.

Operation

360° turn of key or thumbturn extends and projects or retracts and withdraws the bolt. Key cannot be removed unless bolt is positively locked or totally retracted. Lock accepts any standard 1" [25.4 mm] length, 1-5/32" [29.4 mm] diameter mortise cylinder or thumbturn with special cam dimensions. Lock accepts cylinder from either or both sides.



Features

Cylinder Backet

1-3/4" [44.5 mm] only.

Case

Measures 7/8" x 3-5/8" x 2-5/8" deep [22.2 mm x 92.1 mm x 66.7 mm]. Zinc alloy.

Bolt

Brass with stainless steel dogs, 1/2" x 1-1/2" [12.7 mm x 38.1 mm] with 3/4" [19.1 mm] horizontal throw and 11/32" [8.7 mm] expansion above and below main bolt.

Strike

1/8" x 1" x 4-11/16" [3.2 mm x 25.4 mm x 119.1 mm] with 5/8" x 1-5/8" [15.9 mm x 41.3 mm] opening. Brass, with four-screw mounting. Trim finish same as faceplate.

Armored Faceplate

Measures 1" x 5-3/4" [25.4 mm x 146.1 mm]; Flat faceplate of brass. Available in a variety of finishes.

Special Cylinder Cam

Operable by any standard mortise cylinder with special cam dimensions. Cylinders with such cams can be readily obtained from most cylinder manufacturers. See CYLINDERS & ACCESSORIES section for cylinder make, thumbturn and trim ring information.

Standard Package

Individually boxed with strike and wood screws for mounting lock and strike. Cylinder and/or thumbturn available separately.

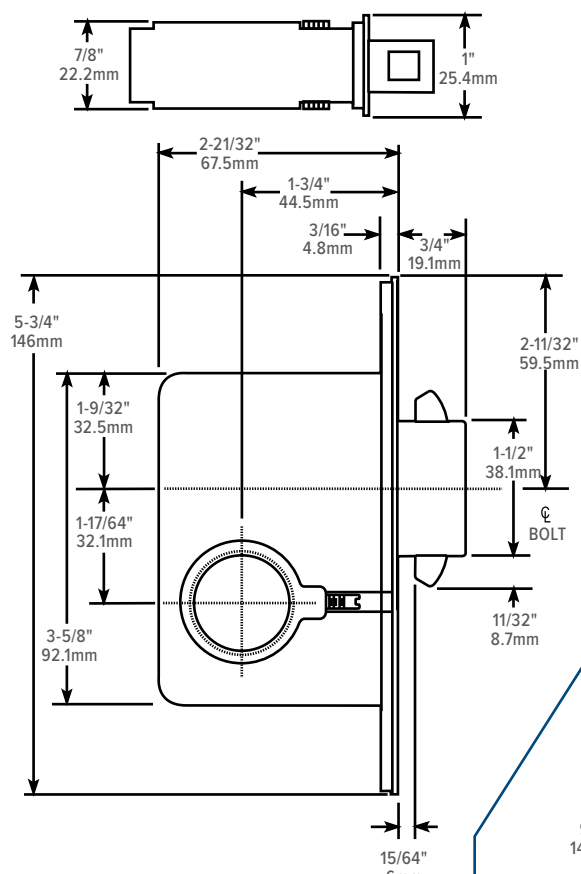
Shipping weight

2 lbs [.91 kg].

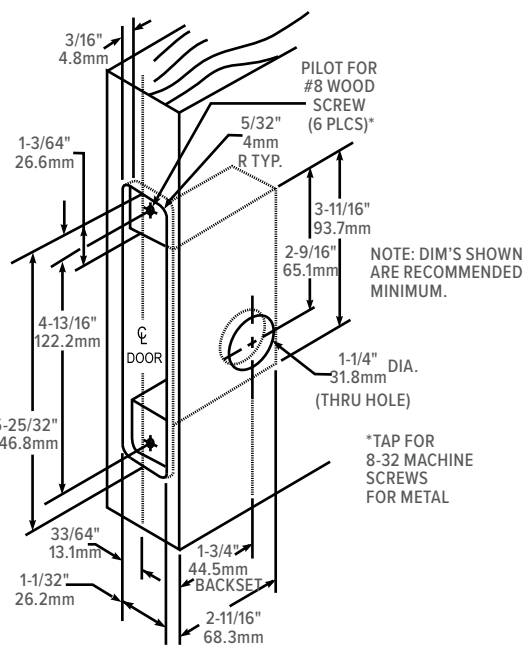
Options

- Available in choice of US3 Polished Brass (605), US26 Bright Chrome (625), US26D Satin Chrome (626), 121 to match 313 Dark bronze anodized.

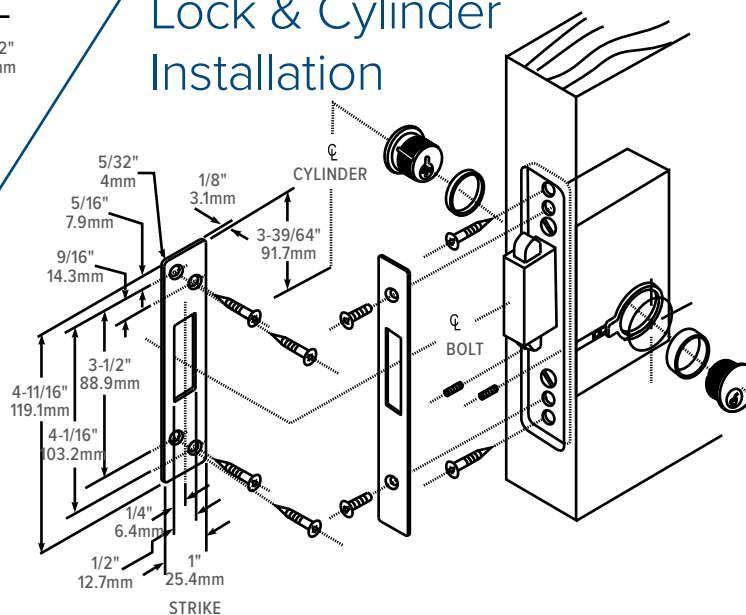
Dimensions



Wood Door Preparation



Lock & Cylinder Installation



How to Order & Related Products

2331 Heavy Duty Deadbolt: Specify quantity and the following information. Order related products separately.

MODEL	FINISH
2331	-626
	121 To match 313 Dark Bronze Anodized
	605 Bright Brass
	625 Bright Chrome
	626 Satin Chrome

RELATED

When purchasing this product, please consider the following related products, available separately:

CYLINDERS

Standard 1" length, 1-5/32" diameter mortise cylinder with special 2331 cam, such as 4036 Mortise Cylinder, 4066 Thumbturn; MS4043 Cylinder Guard.