



Adams Rite Product Catalog

U.S. & Canada effective February 1, 2019



ASSA ABLOY, the global leader
in door opening solutions

4189, 4190

Flush Locksets

(Including Deadlock)

The 4189, 4190 Flush Locksets for sliding doors combine the time-tested and field-proven Adams Rite MS1847 Deadlock with a slide button.

Function

Projecting only 1/10" [2.5 mm] from the door stile on either side, the all-metal 4189, 4190 Flush Locksets allow doors to slide freely past other sliding units or stationary panels. There are no projecting handles to prevent doors from being stacked in a wall pocket. Not recommended for wood doors.

Operation

Locksets operated from inside by a simple up or down movement of a slide button, set flush in the deeply recessed finger pull. The lock mechanism (latching action unavailable) is the time-tested and field-proven Adams Rite MS1847 Deadlock and features the adjustable, self-protecting bolt.

- **4189** without cylinder
- **4190** has a flush mounted cylinder outside
- **4195** matching 'dummy set' is also available



Features

Backset

Variable, minimum 5/8" [15.9 mm], maximum 1-9/32" [32.5 mm] from face of lock to escutcheon and cylinder centerline.

Stile Depth

Minimum clear depth:
Backset plus 9/16" [14.3 mm].

Escutcheons

Zinc alloy, satin silver epoxy.

Anti Lift Lock Mechanism

Basic MS1848-09 (radius ends) or MS1848-10 (square ends) is supplied. Stainless steel bolt is self-protecting, adjustable for reach.

Operation

Inside: Vertical slide button projects or retracts deadlock bolt.

Outside: 4190 features a key in, five-pin cylinder with Schlage "C" keyway that projects or retracts bolt.

Standard Package

4190, with cylinder, and 4189, without cylinder, are each complete packages. Shipped individually boxed with mounting screws. 4190 includes two keys. Standard 4190 units are keyed different (KD). Contact factory for special keying.

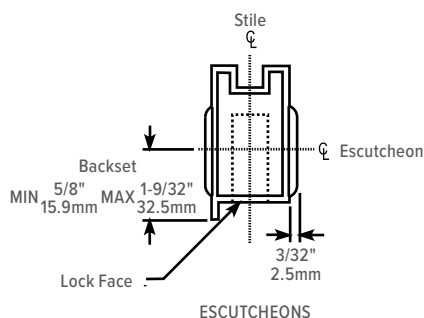
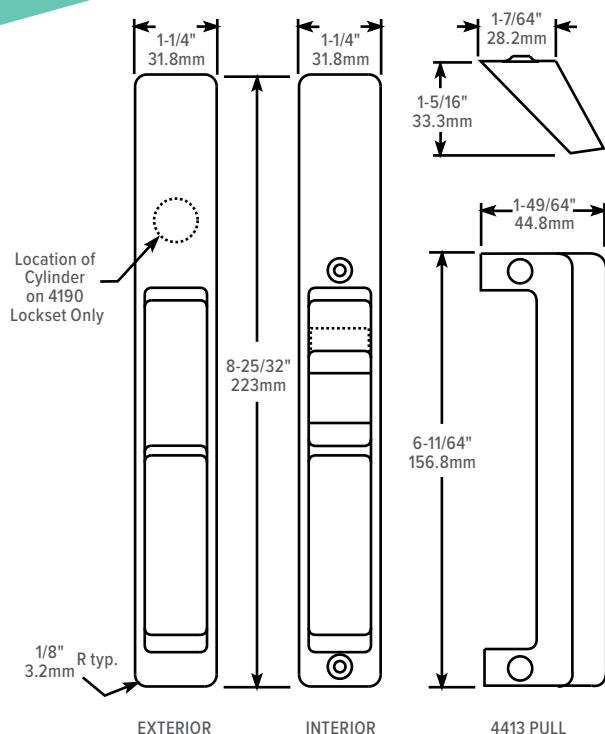
Shipping Weight

1-1/4 lbs [0.57 kg].

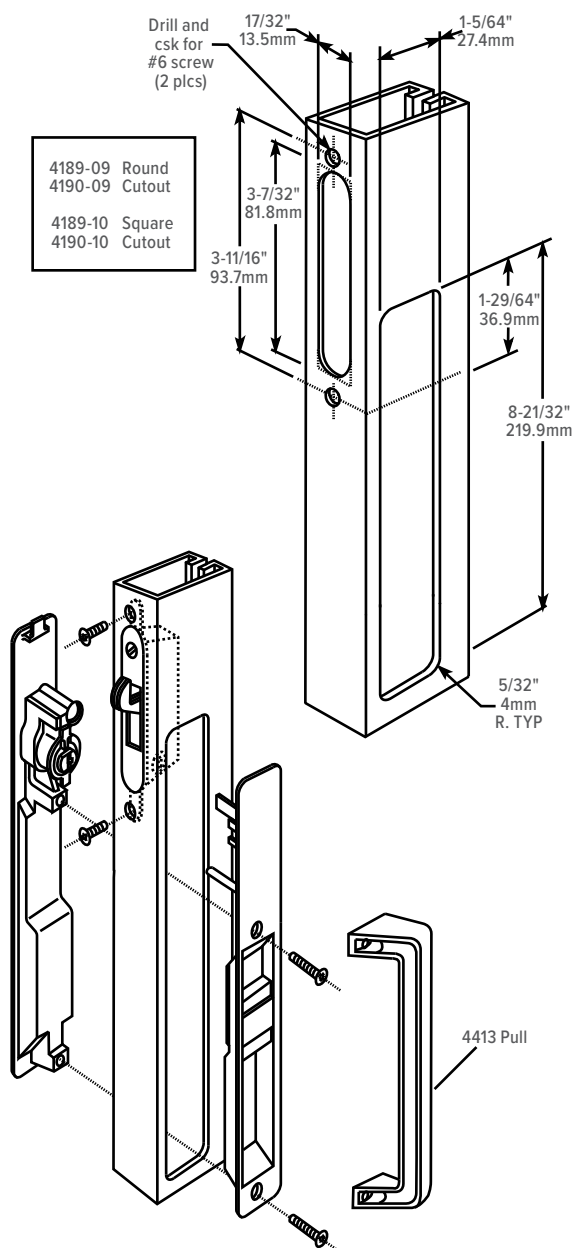
Options

- Specify 4190 if outside key-cylinder operation required; 4189 if not. Dummy set 4195 also available.
- Lock face is available as -09 for radius-ended lock face or -10 for square-ended lock face.
- 4413 Interior Pull available separately.

Dimensions



Stile Preparation



How to Order & Related Products

4189, 4190, 4195 Flush Locksets: Specify quantity and the following information. Order related products separately.

MODEL	LOCKSET EXTERIOR	LOCK FACE	STILE THICKNESS	FINISH	KEYING OPTIONS	PACKAGING
41	90	- 09	- 01	- 130	- 01	- IB
	89 Without Cylinder	00 Without Lock	01 1" to 1-3/8"	130 To match Clear Anodized 628	00 Without Cylinder	IB Individually Boxed
	90 With Cylinder	09 Radius	02 1-7/16" to 1-5/8"	121 To match Dark Bronze Anodized 313	01 Keyed Different	
	95 Dummy	09S Radius Stainless Steel	03 1-11/16" to 2"	119 To match Black Anodized 335	02 Keyed Alike in Pairs	
		10 Square				
		10S Square Stainless Steel				

RELATED When purchasing this product, please consider the following related products, available separately:

ACCESSORIES	SPECIAL ORDER OPTIONS
4413 Interior Pull	Keyed alike 50 are available by special order in quantity of 50 locksets only. Please contact factory for ordering information.