




# General Hardware



# TABLE OF CONTENTS

WALL STOPS, DOOR STOPS, FLOOR STOPS.....	2-8
KICK DOWN STOPS.....	8
HINGE STOPS.....	9
ROLLER STOPS.....	9
ROLLER LATCHES.....	10
BALL CATCHES.....	11
DOOR GUARDS.....	11
LATCH PROTECTORS.....	12
COAT AND WARDROBE HOOKS.....	13
SILENCERS.....	13
VIEWERS.....	14
FINISHES.....	15

## 101 Series Convex Wall Stop

Concealed mounting, convex bumper. Back plate prevents damage to wall.



**SPECIFICATIONS:**

- COMPLIANCES:** • ANSI/BHMA A156.16, TYPE L02101.  
**MATERIAL:** • Wrought brass, bronze, and stainless steel with bumper.  
**FINISHES:** • 605(US3), 613 (US10B), 625 (US26), 626 (US26D), 630 (US32D)

MODEL	BUMPER	FASTENER	SIZE	PROJECTION
101	CONVEX	#8 X 1-1/4" TH SMS, PLASTIC TOGGLE AND SCREW ANCHOR	2 1/2" DIA.	1"

Ordering example: 101 626

## 102 Series Concave Wall Stop

Concealed mounting, concave bumper. Back plate prevents damage to wall.



**SPECIFICATIONS:**

- COMPLIANCES:** • ANSI/BHMA A156.16, TYPE L02251.  
**MATERIAL:** • Wrought brass, bronze, and stainless steel with bumper.  
**FINISHES:** • 605(US3), 613 (US10B), 625 (US26), 626 (US26D), 630 (US32D)

MODEL	BUMPER	FASTENER	SIZE	PROJECTION
102	CONCAVE	#8 X 1-1/4" TH SMS, PLASTIC TOGGLE AND SCREW ANCHOR	2-1/2" DIA.	1"

Ordering example: 102 626

## 106 Series Wall Stop, Adhesive Backed

**SPECIFICATIONS:**

- MATERIAL:** • Molded rubber  
**FINISHES:** • Gray.



MODEL	BUMPER	FASTENER	SIZE	PROJECTION
106	CONCAVE	SELF ADHESIVE BACKING	1-7/8" DIA.	3/4"

Ordering example: 106 626

## 107 Series Door Stop

**SPECIFICATIONS:**

- COMPLIANCES:** • ANSI/BHMA A156.16, TYPE L02021.  
**MATERIAL:** • Cast brass with bumper.  
**FINISHES:** • 605(US3), 613 (US10B), 626 (US26D).



MODEL	FASTENER	BASE	PROJECTION
107	1 EA. 5/16 - 18 X 2-1/2" STUD, LEAD ANCHOR 5/16-18 X #14 X 2-1/2" LONG HANGER BOLT, PLASTIC ANCHOR	2 1/4" DIA.	3-3/4"

Ordering example: 107 626

## 108 Series Door Stop with Keeper

**SPECIFICATIONS:**

- COMPLIANCES:** • ANSI/BHMA A156.16, TYPE L01351.  
**MATERIAL:** • Solid cast brass with bumper.  
**FINISHES:** • 605(US3), 613 (US10B), 626 (US26D).  
**OTHER:** • Keeper size 1" w x 1-3/4" h.



MODEL	FASTENER	BASE	PROJECTION
108	5/16 - 18 X 2-1/2" STUD, LEAD ANCHOR, 5/16-18 X #14 X 2-1/2" LONG HANGER BOLT, #10 X 1" OH PH SMS, 2 EA. PLASTIC ANCHORS	2-1/2" DIA.	3-3/4"

Ordering example: 108 626

## 109 Series Door Stop

**SPECIFICATIONS:**

- COMPLIANCES:** • ANSI/BHMA A156.16, TYPE L02031.  
**MATERIAL:** • Cast brass with bumper.  
**FINISHES:** • 605(US3), 626 (US26D).



MODEL	FASTENER	BASE	PROJECTION
109	#10 - 24 X 1-1/2" HANGER BOLT	1-3/16" DIA.	3-3/8"

Ordering example: 109 626

## 110 Series Aluminum Door Stop

**SPECIFICATIONS:**

- COMPLIANCES:** • ANSI/BHMA A156.16, TYPE L02031.  
**MATERIAL:** • Cast aluminum with bumper.  
**FINISHES:** • 605(US3), 613 (US10B), 625 (US26), 626 (US26D).



MODEL	FASTENER	BASE	PROJECTION
110	10-24 X 1-1/2" HANGER BOLT	1-1/2" DIA.	3"

Ordering example: 110 626

## 112 Series Spring Base Door Stop

Heavy spring construction for durable wear.

### SPECIFICATIONS:

- COMPLIANCES:** • ANSI/BHMA A156.16, TYPE L02051.  
**MATERIAL:** • Spring steel.  
**FINISHES:** • 605(US3), 613 (US10B), 619 (US15).



MODEL	FASTENER	BASE	PROJECTION
112	6 X 3/4" SMS	1" DIA.	3"

Ordering example: 112 626

## 115 Angled Wall Stop

Sloped design reduces damage due to abuse.

### SPECIFICATIONS:

- MATERIAL:** • Solid cast brass with bumper.  
**FINISHES:** • 626 (US26D).



MODEL	FASTENER	BASE	PROJECTION
115	#14 X 1-1/2" FH WS, PLASTIC ANCHORS	2-5/32"W X 3"H	3-3/4"

Ordering example: 115 626

## 119 Series Door Holder with Stop

### SPECIFICATIONS:

- COMPLIANCES:** • ANSI/BHMA A156.16, TYPE L01291.  
**MATERIAL:** • Cast brass.  
**FINISHES:** • 626 (US26D).  
**OTHER:** • Holder base: 2-3/4" w x 2-1/2" h.  
 • Holder projection: 2-1/8".  
 • Strike base: 1" w x 2" h.  
 • Strike projection: 2".



MODEL	FASTENER
119	#10 X 1" FH PH SMS, PLASTIC ANCHORS;

Ordering example: 119 626

## 220 Universal Dome Stop

For doors with thresholds or undercut doors.

### SPECIFICATIONS:

- COMPLIANCES:** • ANSI/BHMA A156.16, TYPES L02141 (for plastic anchor), L20161 (for lead anchor).  
**MATERIAL:** • Solid cast brass with bumper.  
**FINISHES:** • 626 (US26D)  
**OTHER:** • Packed with both WS and MS fasteners



MODEL	BUMPER	FASTENER	BASE	HEIGHT
220	—	#14 X 1-1/2" FH WS, PLASTIC ANCHOR, 1/4-20 X 1-1/4" FH MS, LEAD ANCHOR	5/32" X 1-1/4" DIA.	1-5/8"

Ordering example: 220 626

## 221 Series Low Dome Floor Stop

For doors without thresholds (not undercut).



### SPECIFICATIONS:

- COMPLIANCES:** • ANSI/BHMA A156.16, TYPE L02141.  
**MATERIAL:** • Solid cast brass with bumper.  
**FINISHES:** • 605(US3), 613 (US10B), 625 (US26), 626 (US26D)  
**OTHER:** • Packed with both WS and MS fasteners.

MODEL	BUMPER	FASTENER	BASE	HEIGHT
221	—	#12 X 1-1/2" FH WS, PLASTIC ANCHOR; #12 - 24 X 1-1/4" FH MS, LEAD ANCHOR	5/32" X 1-1/4" DIA.	1"

Ordering example: 221 626

## 222 Series High Dome Stop

For doors with thresholds or undercut doors.



### SPECIFICATIONS:

- COMPLIANCES:** • ANSI/BHMA A156.16, TYPE L02061.  
**MATERIAL:** • Solid cast brass with bumper.  
**FINISHES:** • 605(US3), 613 (US10B), 625 (US26), 626 (US26D)  
**OTHER:** • Packed with both WS and MS fasteners.

MODEL	BUMPER	FASTENER	BASE	HEIGHT
222	—	#14 X 1-1/2" FH WS, PLASTIC ANCHOR, 1/4-20 X 1-1/4" FH MS, LEAD ANCHOR	1/4" H X 1-7/8" DIA.	1-1/8"

Ordering example: 222 626

## 223 Series Door Stop Riser

Full size carpet riser provides sturdy base for mounting dome stops.



### SPECIFICATIONS:

- COMPLIANCES:** • ANSI/BHMA A156.16, TYPE L02141.  
**MATERIAL:** • Aluminum.  
**FINISHES:** • 626 (US26D)

MODEL	FASTENER	BASE	HEIGHT
223	NONE	7/8" DIA.	1-1/8"

Ordering example: 223 626

## 224 Series Offset Door Stop

### SPECIFICATIONS:

- COMPLIANCES:** • ANSI/BHMA A156.16, TYPE L02181.  
**MATERIAL:** • Aluminum  
**FINISHES:** • 613 (US10B), 626 (US26D).



MODEL	BUMPER	FASTENER	SIZE	PROJECTION
224		5/16" - 18 X 2-1/2" THREADED STUD, LEAD ANCHOR 5/16 - 18 X 2-1/2" HANGER BOLT #10 X 1" OH PH SMS, PLASTIC ANCHOR	1-3/8" X 2-5/16"	2-1/8"

Ordering example: 224 626

## 225 Series Offset Door Stop

### SPECIFICATIONS:

- COMPLIANCES:** • ANSI/BHMA A156.16, TYPE L02181.  
**MATERIAL:** • Cast Brass  
**FINISHES:** • 613 (US10B), 626 (US26D).



MODEL	BUMPER	FASTENER	SIZE	PROJECTION
225		5/16" - 18 X 2-1/2" THREADED STUD, LEAD ANCHOR 5/16 - 18 X 2-1/2" HANGER BOLT #10 X 1" OH PH SMS, PLASTIC ANCHOR	1-3/8" X 2-5/16"	2-5/8"

Ordering example: 225 626

## 226 Series Offset Door Stop with Hold Open

### SPECIFICATIONS:

- COMPLIANCES:** • ANSI/BHMA A156.16, TYPE L01371.  
**MATERIAL:** • Cast brass with bumper.  
**FINISHES:** • 605(US3), 626 (US26D).



MODEL	FASTENER	SIZE	HEIGHT
226	5/16" - 18 X 2-1/2" THREADED STUD, LEAD ANCHOR 5/16 - 18 X 2-1/2" HANGER BOLT #10 X 1" OH PH SMS, PLASTIC ANCHOR	1-3/8" X 2-5/16"	3"

Ordering example: 226 626

## 227 Series Door Stop

### SPECIFICATIONS:

- COMPLIANCES:** • ANSI/BHMA A156.16, TYPE L02131.  
**MATERIAL:** • Cast brass with bumper.  
**FINISHES:** • 605(US3), 613 (US10B), 626 (US26D).



MODEL	FASTENER	BASE	HEIGHT
227	1 EA. 5/16 - 18 X 2-1/2" STUD, LEAD ANCHOR, #10 X 1" OH SMS, PLASTIC ANCHOR, 5/16-18 X #14 X 2-1/2" HANGER BOLT	2-1/4" DIA.	3"

Ordering example: 227 626

## 228 Series Door Stops with Keeper

### SPECIFICATIONS:

- COMPLIANCES:** • ANSI/BHMA A156.16, TYPE L01371.  
**MATERIAL:** • Cast brass with bumper.  
**FINISHES:** • 605(US3), 613 (US10B), 626 (US26D)  
**OTHER:** • Keeper size 1" w x 1-3/4" h.



MODEL	FASTENER	BASE	HEIGHT
228	5/16 - 18 X 2-1/2" STUD, LEAD ANCHOR 5/16-18 X #14 X 2-1/2" HANGER BOLT #10 X 1" OH SMS, PLASTIC ANCHORS	2-1/2" DIA.	3-3/4"

Ordering example: 228 626

## 229 Series Door Stop

**SPECIFICATIONS:**

- MATERIAL:** • Cast Brass  
**FINISHES:** • 605(US3), 613 (US10B), 626 (US26D).



MODEL	FASTENER	SIZE	PROJECTION
229	8-32 X 1" OH MS, LEAD ANCHORS, #8 X 1-1/4" OH SMS, PLASTIC ANCHORS	1-5/8" X 2-1/4"	1-3/4"

Ordering example: 229 626

## 230 Series Door Stop

**SPECIFICATIONS:**

- MATERIAL:** • Cast Brass  
**FINISHES:** • 605(US3), 613 (US10B), 626 (US26D).



MODEL	FASTENER	SIZE	PROJECTION
230	8-32 X 1" OH MS, LEAD ANCHORS, #8 X 1-1/4" OH SMS, PLASTIC ANCHORS	1-5/8" X 2-1/4"	2-1/2"

Ordering example: 230 626

## 231 Series Door Stop, Low Profile

**SPECIFICATIONS:**

- MATERIAL:** • Cast Brass  
**FINISHES:** • 605(US3), 613 (US10B), 626 (US26D).



MODEL	FASTENER	SIZE	PROJECTION
231	12 X 1-1/2" FH PH SMS, PLASTIC ANCHORS 1/4" - 20 X 1-1/4" FH PH MS, LEAD ANCHORS	1-15/16" X 4"	15/16"

Ordering example: 231 626

## 232 Series Door Stop

**SPECIFICATIONS:**

- MATERIAL:** • Cast Brass  
**FINISHES:** • 605(US3), 613 (US10B), 626 (US26D).



MODEL	FASTENER	SIZE	PROJECTION
232	12 X 1-1/2" FH PH SMS, PLASTIC ANCHORS 1/4" - 20 X 1-1/4" FH PH MS, LEAD ANCHORS	1-15/16" X 4"	1-3/8"

Ordering example: 232 626

## 233 Series Door Stop

**SPECIFICATIONS:**

- MATERIAL:** • Cast Brass
- FINISHES:** • 626 (US26D).



MODEL	FASTENER	SIZE	PROJECTION
233	#12 X 1-1/2" FH PH SMS, PLASTIC ANCHORS	1-1/16"W X 2-1/2"H	2-1/2"

Ordering example: 233 626

## 240 Series and 241 Series Kick Down Door Stop

- Bumper provides reliable grip on floor.

**SPECIFICATIONS:**

- COMPLIANCES:** • ANSI/BHMA A156.16, TYPE L01382.
- MATERIAL:** • Cast steel.
- FINISHES:** • 689 Aluminum Painted, 695 Dark Bronze Painted.



MODEL	FASTENER	BASE	PROJECTION
240	#8 X 1" FH SMS	1-1/2" X 2-1/8"	4"
241	#8 X 1" FH SMS	1-1/2" X 2-1/8"	5"

Ordering example: 240 626

## 242 Series and 243 Kick Down Door Stop

- Bumper provides reliable grip on floor.
- For use with doors up to 3" door-to-floor clearance.

**SPECIFICATIONS:**

- COMPLIANCES:** • ANSI/BHMA A156.16, TYPE L01382.
- MATERIAL:** • Solid cast brass with bumper.
- FINISHES:** • 605(US3), 613 (US10B), 626(US26D).



MODEL	FASTENER	BASE	PROJECTION
242	#8 X 1" FH SMS	1" X 2-1/8"	4"
243	#8 X 1" FH SMS	1-3/8" X 2-1/8"	5"

Ordering example: 242 626



## 245 Series Hinge Stop

- Positive slip proof adjustment.
- Heavy wrought steel construction works with both 1/4" and 5/16" hinge pins.



### SPECIFICATIONS:

- COMPLIANCES:** • ANSI/BHMA A156.16, TYPE L02223.  
**MATERIAL:** • Wrought steel with rubber bumpers.  
**FINISHES:** • 626 (US26D).

MODEL	SIZE	PROJECTION
245	2-3/8" X (3" TO 3-3/4" ADJUSTABLE)	2"

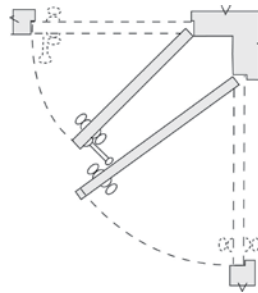
Ordering example: 245 626

## 350 Series Straight Roller Stop

For use where doors swing into each other at right angles.

### SPECIFICATIONS:

- COMPLIANCES:** • ANSI/BHMA A156.16, TYPE L02191.  
**MATERIAL:** • Solid cast brass with roller bumper.  
**FINISHES:** • 605(US3), 613 (US10B), 626(US26D).



MODEL	FASTENER	BASE	PROJECTION
350	#10 X 1" OH SMS	2" DIA.	4-1/2"

Ordering example: 350 626

## 351 Series Straight Roller Stop

For use where doors swing into each other at right angles.

### SPECIFICATIONS:

- COMPLIANCES:** • ANSI/BHMA A156.16, TYPE L02191.  
**MATERIAL:** • Solid cast brass with rubber bumper.  
**FINISHES:** • 605(US3), 613 (US10B), 626(US26D).



MODEL	FASTENER	BASE	PROJECTION
351	#10 X 1" OH SMS	2" DIA.	6-1/2"

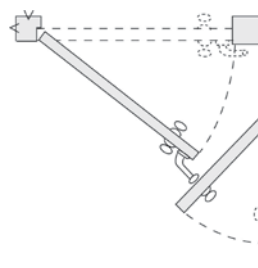
Ordering example: 351 626

## 352 Series Curved Roller Stop

For use where doors swing into each other at odd angles.

### SPECIFICATIONS:

- COMPLIANCES:** • ANSI/BHMA A156.16, TYPE L02211.  
**MATERIAL:** • Solid cast brass with roller bumper.  
**FINISHES:** • 605(US3), 613 (US10B), 626(US26D).



MODEL	FASTENER	BASE	PROJECTION
352	#10 X 1" OH SMS	1-5/8" X 2-1/4"	2-3/4"

Ordering example: 352 626

## 571 Series Roller Latch with T Strike

- Solid nylon roller for durable silent operation.
- Simple adjustment for roller projection.
- Strike Fits ANSI/BHMA A156.115 Steel Frame Prep.

### SPECIFICATIONS:

- COMPLIANCES:** • ANSI/BHMA A156.16, TYPE E09101.
- MATERIAL:** • Cast brass.
- FINISHES:** • 605(US3), 613 (US10B), 626(US26D).
- FASTENER:** • Body: 2 ea. #10 x 1-1/2" FH PH SMS.  
• Strike: 2 ea. #8 x 1" FH PH SMS.



MODEL	LATCH FACE	STRIKE
571	1" X 3-3/8"	1-1/8" X 2-3/4"

Ordering example: 571 626

## 574 Series Roller Latch with Angle Stop

- Mounts in header with strike in top of door.
- Solid nylon roller for durable silent operation.
- Simple adjustment for roller projection.

### SPECIFICATIONS:

- COMPLIANCES:** • ANSI/BHMA A156.16, TYPE E09111.
- MATERIAL:** • Cast brass.
- FINISHES:** • 626(US26D).
- FASTENER:** • Body: 2 ea. #12 x 1 1/2" FH WS.  
• Strike: 2 ea. #8 x 3/4" FH combo screws.



MODEL	LATCH FACE	STRIKE	PROJECTION
574	1-1/2" X 4-1/2"	1-1/8" X 2-1/4"	5/8"

Ordering example: 574 626

## 575 Series Roller Latch with Strike

- Solid nylon roller for durable silent operation.
- Simple adjustment for roller projection.

### SPECIFICATIONS:

- MATERIAL:** • Brass and steel.
- FINISHES:** • 605(US3), 613 (US10B), 626(US26D).
- FASTENER:** • Body: 2 ea.#8 x 1" FH PH SMS.  
• Strike: 2 ea. #8 x 1" FH PH SMS.



MODEL	LATCH FACE	STRIKE
575	7/8" X 2-1/4"	1-11/16" X 2-1/4"

Ordering example: 575 626

## 95673 Roller Latch Strike - Full Lip

### SPECIFICATIONS:

- MATERIAL:** • Brass.
- FINISHES:** • 605(US3), 613 (US10B), 626(US26D).
- FASTENER:** • 2 ea.#8 x 1" FH PH SMS.



MODEL	STRIKE
95673	1-3/4" X 2-1/4"

Ordering example: 95673 626

## 95572 Roller Latch Strike - ASA

- Strike Fits ANSI/BHMA A156.115 Frame Prep.

### SPECIFICATIONS:

- MATERIAL:** • Brass.
- FINISHES:** • 605(US3), 613 (US10B), 626(US26D).
- FASTENER:** • 2 ea.#12 x 7/8" FH PH SMS.



MODEL	STRIKE
95572	1-1/4" X 4-7/8"


Ordering example: 95572 626

## 577 Series Adjustable Ball Catch - Square Corners

Dual adjustment for door clearance and holding strength.

### SPECIFICATIONS:

- COMPLIANCES:**
  - ANSI/BHMA A156.16, TYPE B03017
- MATERIAL:**
  - Brass.
- FINISHES:**
  - 605(US3), 613 (US10B), 626(US26D).
- FASTENER:**
  - #6 x 1/2" OH PH WS.
- OTHER:**
  - Narrow strike for mounting on door, catch in jamb.
  - Wide strike for mounting on jamb, catch in door.



MODEL	BODY SIZE	STRIKE SIZE
577	2-1/8"	NARROW: 1-1/16" X 2-1/8" WIDE: 1-3/8" X 2-1/8"

Ordering example: 577 626

## 578 Door Guard

Includes Door Protection Plate

### SPECIFICATIONS:

- COMPLIANCES:**
  - ANSI/BHMA A156.16, TYPE L13042
- MATERIAL:**
  - Solid cast brass.
- FINISHES:**
  - 605(US3), 613 (US10B), 626(US26D).



MODEL	FASTENER	SIZE
578	#6 X 3/4" FH PH SMS #8 X 1-3/4" FH PH SMS	BODY: 1" X 2-1/2" STRIKE: 1" X 1-3/4"

Ordering example: 577 626

## 582 Series Latch Protector

Jamb pin prevents prying of door. Non-handed.

### SPECIFICATIONS:

- MATERIAL:** • 1/8" Thick steel.
- FINISHES:** • 689 Aluminum Painted, 695 Dark Bronze Painted.
- FASTENER:** • 5/16 - 18 carriage bolts and hex drive sex nuts.



MODEL	MATERIAL SIZE	LOCK TYPE
582	3-1/8" X 11"	CYLINDRICAL OR MORTISE

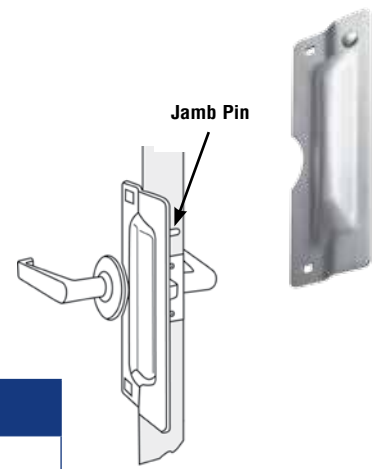
Ordering example: 582 626

## 583 Series Latch Protector

- Jamb pin prevents prying of door. Non-handed.
- 583C Series: Notched for 3-3/8" DIA or smaller diameter rose on cylindrical lockset.

### SPECIFICATIONS:

- MATERIAL:** • 1/8" Thick steel.
- FINISHES:** • 689 Aluminum Painted, 695 Dark Bronze Painted.
- FASTENER:** • 5/16 - 18 carriage bolts and hex drive sex nuts.



MODEL	MATERIAL SIZE	LOCK TYPE
583	3" X 11"	CYLINDRICAL

Ordering example: 583 626

## 584 Series 12" Interlock Protector

Fits rose or escutcheon 3-1/2" wide or smaller. Non-handed.

### SPECIFICATIONS:

- MATERIAL:** • 3/32" Thick steel.
- FINISHES:** • 689 Aluminum Painted, 695 Dark Bronze Painted.



MODEL	MATERIAL SIZE	FASTENERS
584	1-1/2" X 10"	#8 X 1" FH PH SMS #10 X 1-1/4" PH SECURITY TYPE SMS #10 X 3/4" PH PH SMS

Ordering example: 584 626

## 901 Series Medium Coat Hook

**SPECIFICATIONS:**

- COMPLIANCES:** • ANSI/BHMA A156.16, TYPE L03111.
- MATERIAL:** • Cast brass.
- FINISHES:** • 626 (US26D).
- FASTENER:** • 2 ea. #6 x 3/4" RH WS.



MODEL	FASTENER	SIZE	PROJECTION
901	#6 X 5/8" OH PH WS	1-1/4"W X 1-3/8"H	2-11/16"

Ordering example: 901 626

## 902 Series Small Coat Hook

**SPECIFICATIONS:**

- COMPLIANCES:** • ANSI/BHMA A156.16, TYPE L03111.
- MATERIAL:** • Cast brass.
- FINISHES:** • 626 (US26D).
- FASTENER:** • 2 ea. #6 x 5/8" OH SMS.



MODEL	SIZE	PROJECTION
902	1-3/16"W X 1-1/2"H	2-1/4"

Ordering example: 902 626

## 904 Series and 905 Series Door Silencers

**SPECIFICATIONS:**

- COMPLIANCES:** • ANSI/BHMA A156.16, TYPE L03111.
- MATERIAL:** • Molded rubber, Grey
- OTHER:** • Fits 1/4" Dia Hole.  
• Packed 100 per bag.



904 Series for Metal



905 Series for Wood

MODEL	SIZE	FRAME TYPE
904	1/2" DIA. X 7/16"	METAL
905	1/4" DIA X 3/8" X 3/4"	WOOD

Ordering example: 904

## 906 Door Viewer

Privacy cover, 160 degrees viewing area.



### SPECIFICATIONS:

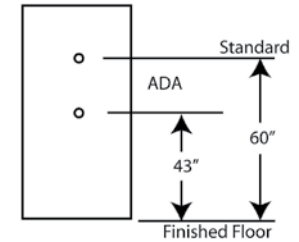
#### COMPLIANCES,

- LISTINGS:**
- Complies with ANSI/BHMA A156.16, TYPE 03222.
  - UL/CUL Listed for use with Certified Swinging-Type Fire Doors rated up to and including 1-1/2 hrs.

**MATERIAL:** • Brass

**FINISHES:** • 605(US3), 613 (US10B), 625 (US26).

### Recommended Location for Viewers



MODEL	INSIDE COVER	FOR DOORS
906	YES	1-3/8" TO 2"

Ordering example: 906 625

## 572 Series Roller Latch with ASA Strike

- Solid nylon roller for durable silent operation.
- Simple adjustment for roller projection.
- Strike Fits ANSI/BHMA A156.115 Steel Frame Prep.

### SPECIFICATIONS:

**COMPLIANCES:** • ANSI/BHMA A156.16, TYPE E09101.

**MATERIAL:** • Cast brass.

**FINISHES:** • 605(US3), 613 (US10B), 626(US26D).

**FASTENER:** • Body: 2 ea. #10 x 1-1/2" FH PH SMS.

• Strike: 2 ea. #8 x 1" FH PH SMS.



MODEL	LATCH FACE	STRIKE
572	1" X 3-3/8"	1-1/4" X 4-7/8"

Ordering example: 572 626

## 573 Series Roller Latch with Full Lip Strike

- Solid nylon roller for durable silent operation.
- Simple adjustment for roller projection.

### SPECIFICATIONS:

**COMPLIANCES:** • ANSI/BHMA A156.16, TYPE E09101.

**MATERIAL:** • Cast brass.

**FINISHES:** • 605(US3), 613 (US10B), 626(US26D).

**FASTENER:** • Body: 2 ea. #10 x 1-1/2" FH PH SMS.

• Strike: 2 ea. #8 x 1" FH PH SMS.



MODEL	LATCH FACE	STRIKE
573	1" X 3-3/8"	1-3/4" X 2-1/4"

Ordering example: 573 626

# FINISHES

## ARCHITECTURAL



605 (US3)  
Bright Brass, Clear Coated



613 (US10B)  
Oil Rubbed Bronze,  
Oxidized Satin Bronze,  
Oil Rubbed, No Coating



625 (US26)  
Bright Chromium Plated,  
No Coating



626 (US26D)  
Satin Chromium Plated,  
No Coating




630 (US32D)  
Satin Stainless Steel,  
No Coating

## PAINTED



689 (US28)  
Aluminum



695 (N/A)  
Dark Duranodic Bronze

**Finishes shown are representative only. Not all products are available in all finishes listed.**

**WHEN TIME EQUALS MONEY**  
**PDQ'S *PRIORITY***  
***QUICKSHIP* DELIVERS**

**AUBURN, WA**

**SALT LAKE CITY, UT**

**KANSAS CITY, MO**

**2754 CREEK HILL ROAD  
LEOLA, PA 17540**

**Our Four Distribution Centers are ideally located to provide quick delivery throughout the entire United States. Priority Quickship items will ship same day or next day after the order is received. Contact your sales representative or PDQ Customer Service for more information.**



**Headquarters: 2754 Creek Hill Road • Leola, PA 17540 • 800.441.9692 • 717.656.6892 Fax**  
**Regional Distribution Centers: Kansas City, MO, Salt Lake City, UT, Seattle, WA**  
**[www.pdqlocks.com](http://www.pdqlocks.com)**

PDQ'S General Hardware Series Brochures are now printed entirely on Forest Stewardship Council™ certified paper. FSC Certification ensures that the paper used in this catalog contains fiber from well-managed and responsibly harvested forests that meet strict environmental and socioeconomic standards. We're proud to be one of the first hardware manufacturers in the country to make this significant move to help our environment. The FSC logo on our brochure signals not only FSC Certification, but also PDQ's commitment to improving the environment.

